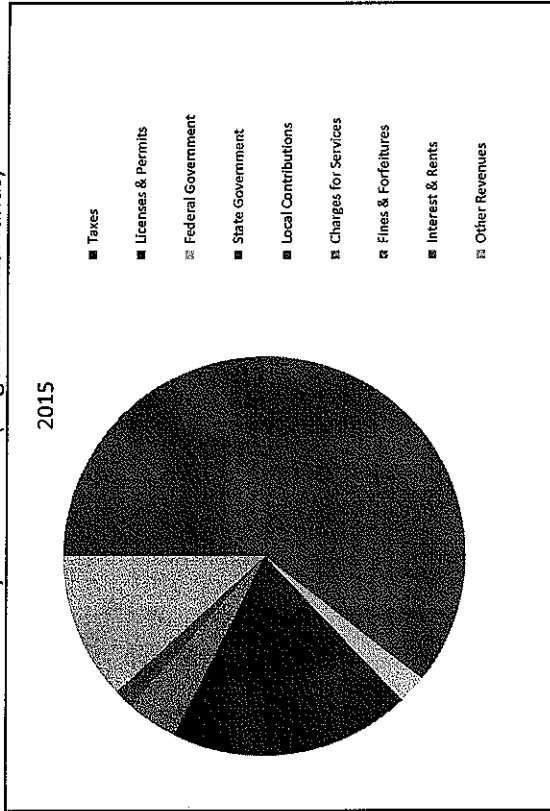
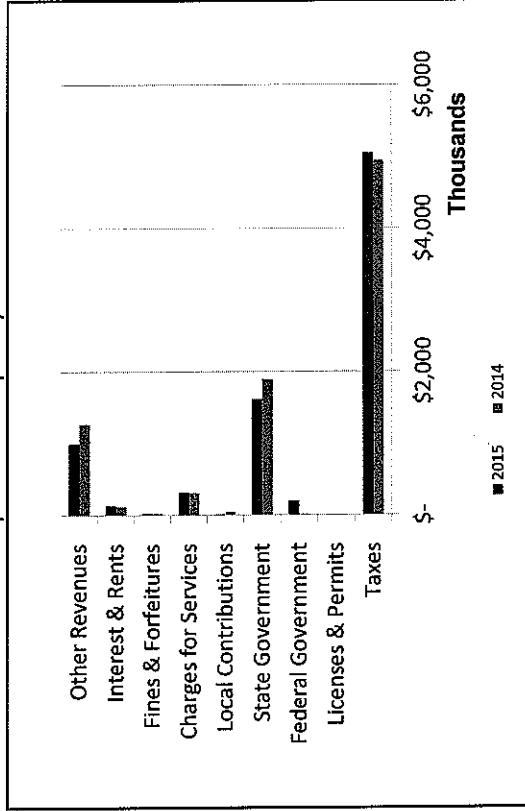


**CITIZENS' GUIDE TO LOCAL UNIT FINANCES - Iron Mountain - Dickinson**

1. Where our money comes from (all governmental funds)



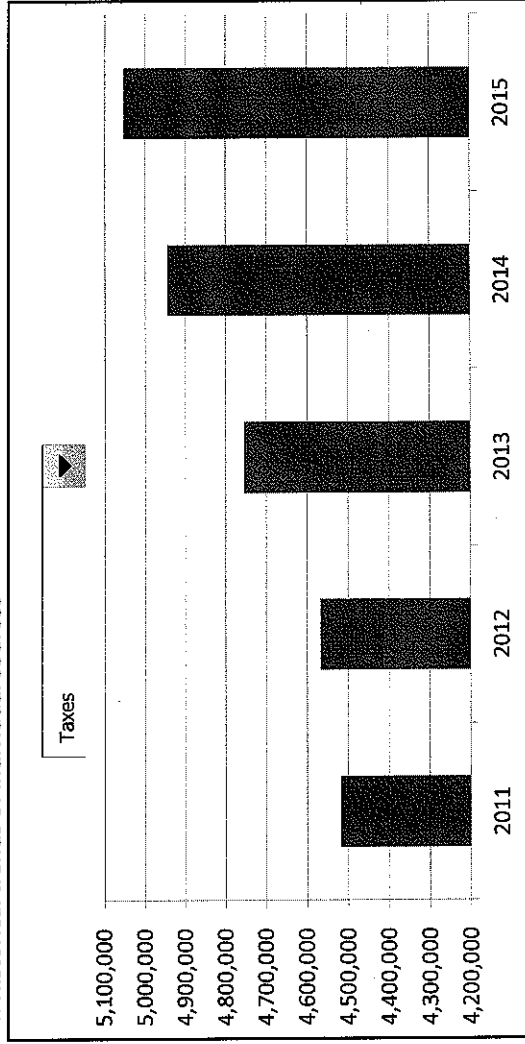
3. Revenue sources - compared to the prior year



2. Compared to the prior year

|                       | 2014                | 2015                | Change        |
|-----------------------|---------------------|---------------------|---------------|
| Taxes                 | \$ 4,944,244        | \$ 5,053,861        | 2.22%         |
| Licenses & Permits    | \$ 7,080            | \$ 9,224            | 30.28%        |
| Federal Government    | \$ 10,987           | \$ 194,903          | 1673.94%      |
| State Government      | \$ 1,887,820        | \$ 1,611,624        | -14.63%       |
| Local Contributions   | \$ 46,365           | \$ 14,342           | -69.07%       |
| Charges for Services  | \$ 305,896          | \$ 321,281          | 5.03%         |
| Fines & Forfeitures   | \$ 21,079           | \$ 22,086           | 4.78%         |
| Interest & Rents      | \$ 120,346          | \$ 134,100          | 11.43%        |
| Other Revenues        | \$ 1,269,185        | \$ 995,872          | -21.53%       |
| <b>Total Revenues</b> | <b>\$ 8,613,002</b> | <b>\$ 8,357,293</b> | <b>-2.97%</b> |

4. Historical trends of individual sources

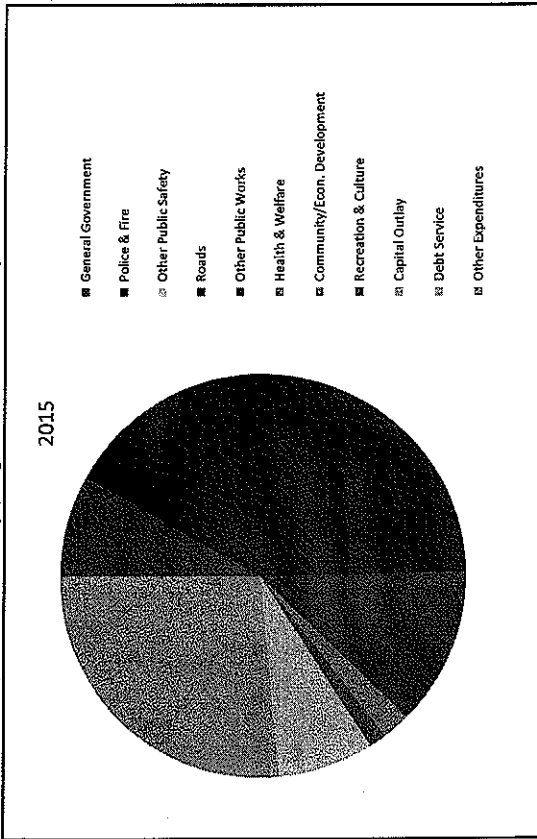


Commentary:

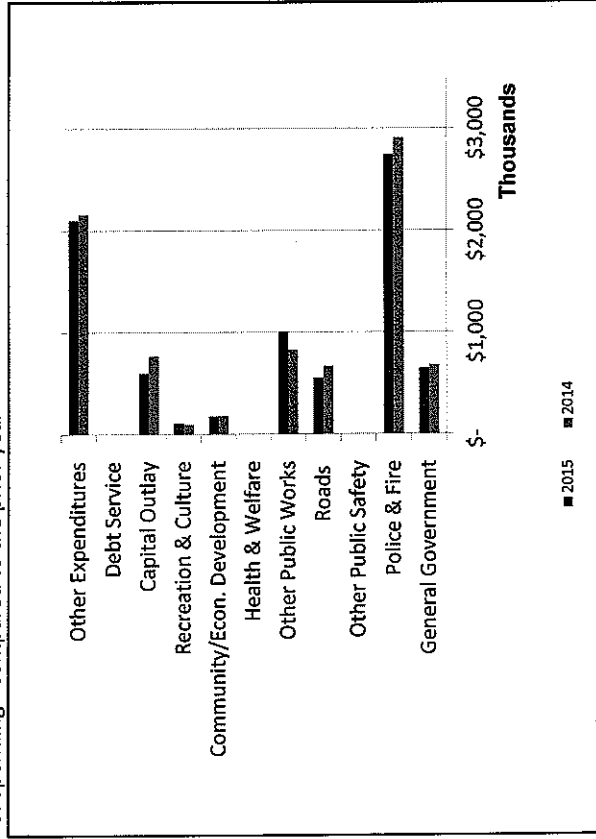
For more information on our unit's finances, contact Heather Lieburn at (906) 774-8530.

# CITIZENS' GUIDE TO LOCAL UNIT FINANCES - Iron Mountain - Dickinson

## 1. Where we spend our money (all governmental funds)



## 3. Spending - compared to the prior year

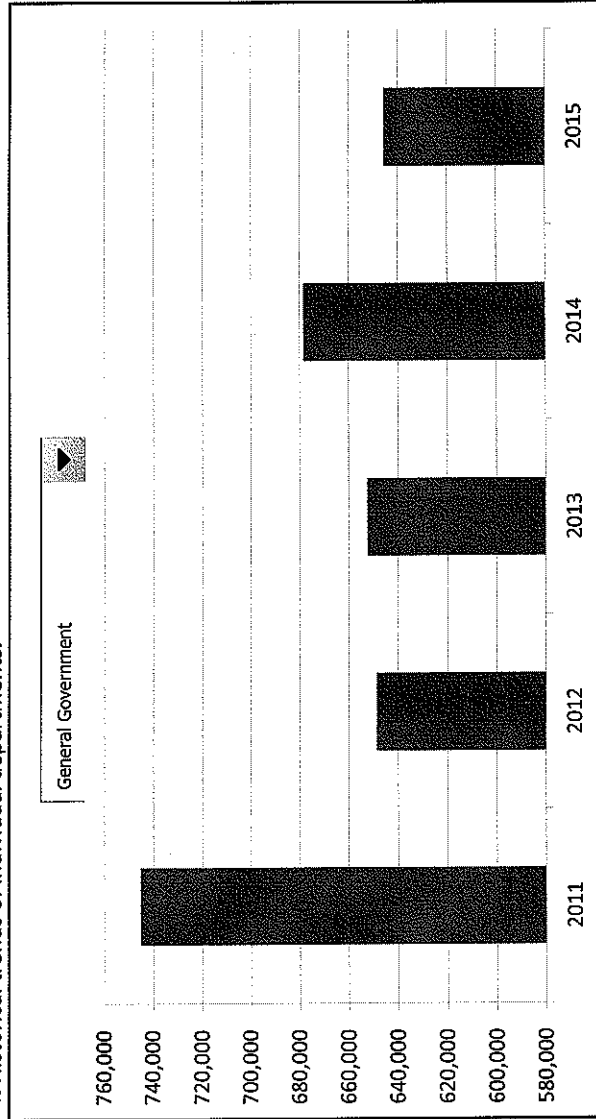


Commentary:

## 2. Compared to the prior year

|                             | 2014                | 2015                | Change        |
|-----------------------------|---------------------|---------------------|---------------|
| General Government          | \$ 678,376          | \$ 645,517          | -4.84%        |
| Police & Fire               | \$ 2,910,943        | \$ 2,743,534        | -5.75%        |
| Other Public Safety         | \$ -                | \$ -                | N/A           |
| Roads                       | \$ 667,910          | \$ 546,199          | -18.22%       |
| Other Public Works          | \$ 829,953          | \$ 1,006,417        | 21.26%        |
| Health & Welfare            | \$ -                | \$ -                | N/A           |
| Community/Econ. Development | \$ 178,558          | \$ 176,639          | -1.07%        |
| Recreation & Culture        | \$ 95,831           | \$ 109,955          | 14.74%        |
| Capital Outlay              | \$ 767,816          | \$ 595,074          | -22.50%       |
| Debt Service                | \$ -                | \$ -                | N/A           |
| Other Expenditures          | \$ 2,160,786        | \$ 2,101,729        | -2.73%        |
| <b>Total Expenditures</b>   | <b>\$ 8,290,173</b> | <b>\$ 7,925,064</b> | <b>-4.40%</b> |

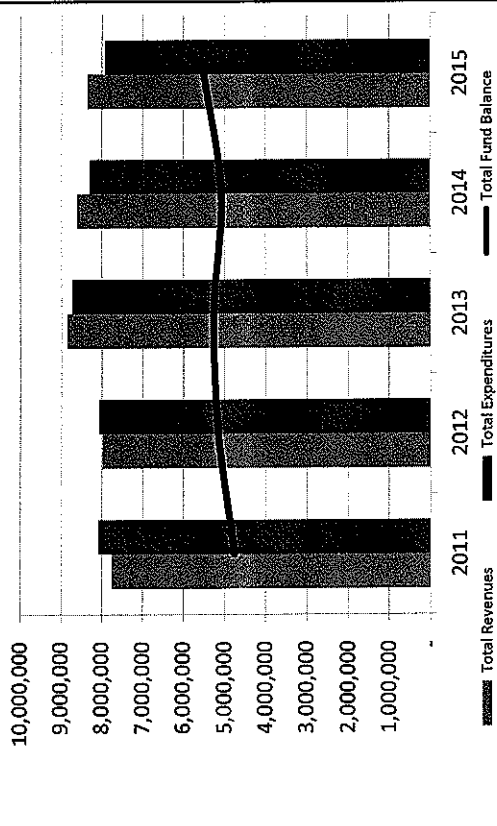
## 4. Historical trends of individual departments:



For more information on our unit's finances, contact Heather Lieburn at (906) 774-8530.

**CITIZENS' GUIDE TO LOCAL UNIT FINANCES - Iron Mountain - Dickinson**

1. How have we managed our governmental fund resources (fund balance)



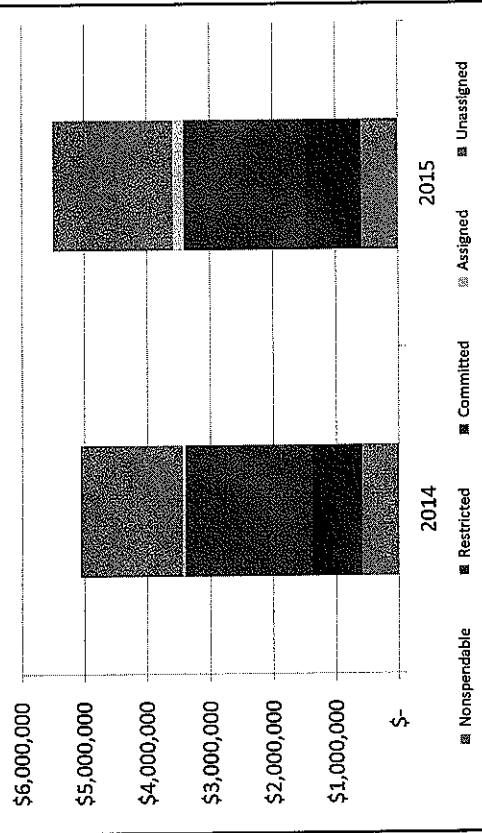
2. Compared to the prior year

|                     | 2014         | 2015         | Change |
|---------------------|--------------|--------------|--------|
| Revenues            | \$ 8,613,002 | \$ 8,357,293 | -2.97% |
| Expenditures        | \$ 8,290,173 | \$ 7,925,064 | -4.40% |
| Surplus (Shortfall) | \$ 322,829   | \$ 432,229   | 33.89% |

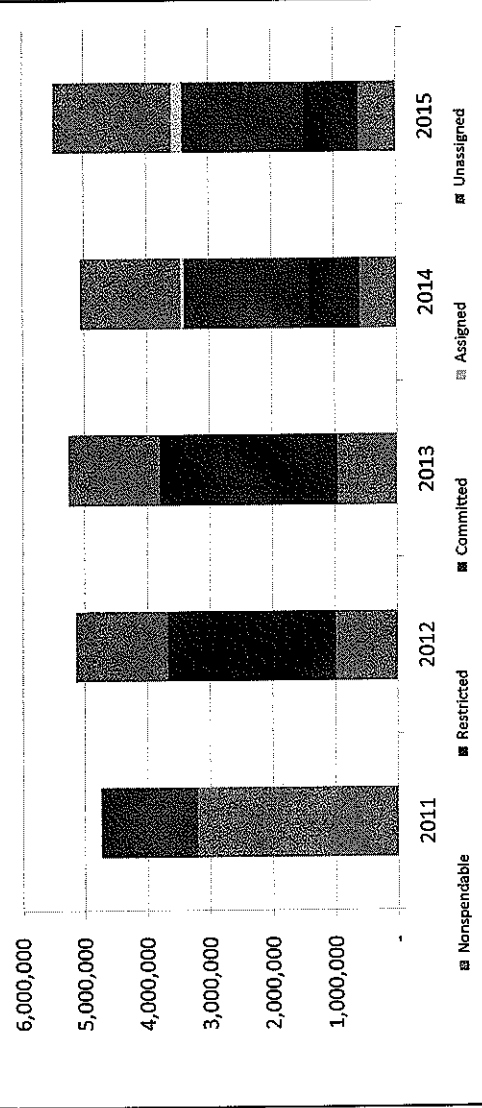
  

| Fund balance, by component: |              |              |         |
|-----------------------------|--------------|--------------|---------|
|                             | 2014         | 2015         | Change  |
| Nonspendable                | \$ 586,882   | \$ 590,824   | 0.67%   |
| Restricted                  | \$ 804,627   | \$ 870,953   | 8.24%   |
| Committed                   | \$ 2,002,477 | \$ 1,953,097 | -2.47%  |
| Assigned                    | \$ 52,094    | \$ 168,652   | 223.75% |
| Unassigned                  | \$ 1,621,061 | \$ 1,915,842 | 18.18%  |
| Total Fund Balance          | \$ 5,067,141 | \$ 5,499,368 | 8.53%   |

3. Fund balance - compared to the prior year



4. Historical trends of individual components

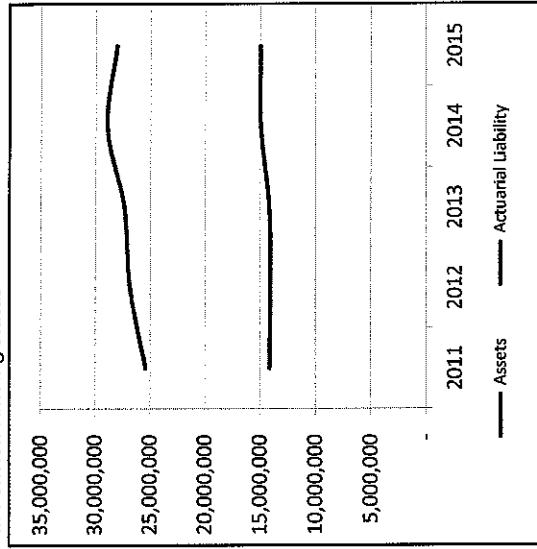


Commentary:

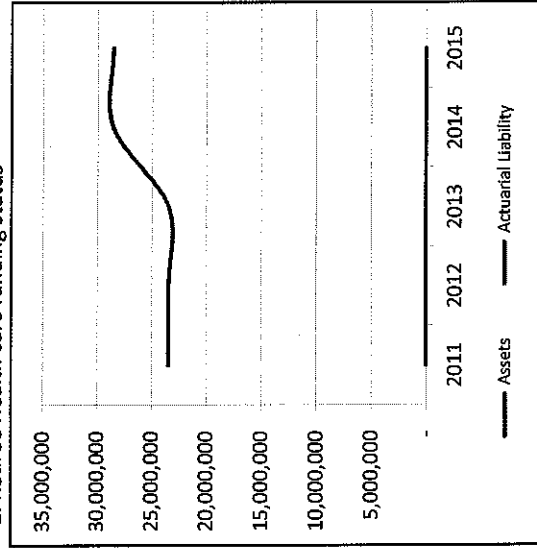
For more information on our unit's finances, contact Heather Lieburn at (906) 774-8530.

**CITIZENS' GUIDE TO LOCAL UNIT FINANCES - Iron Mountain - Dickinson**

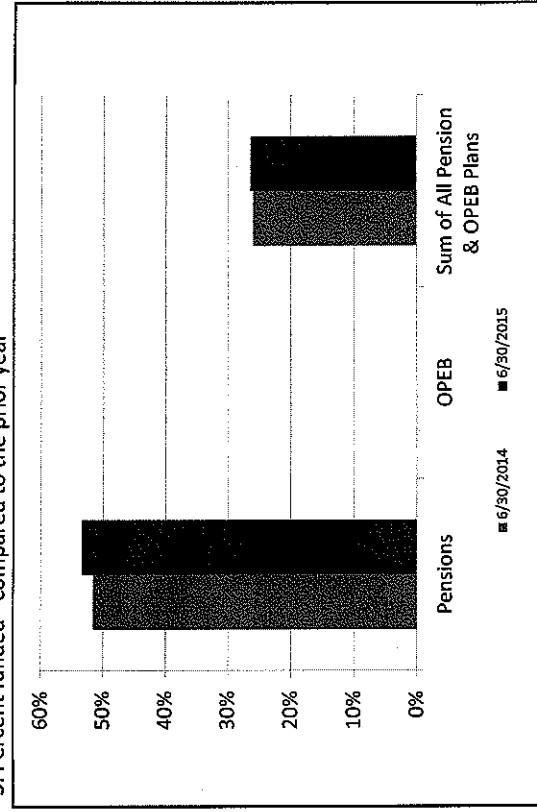
1. Pension funding status



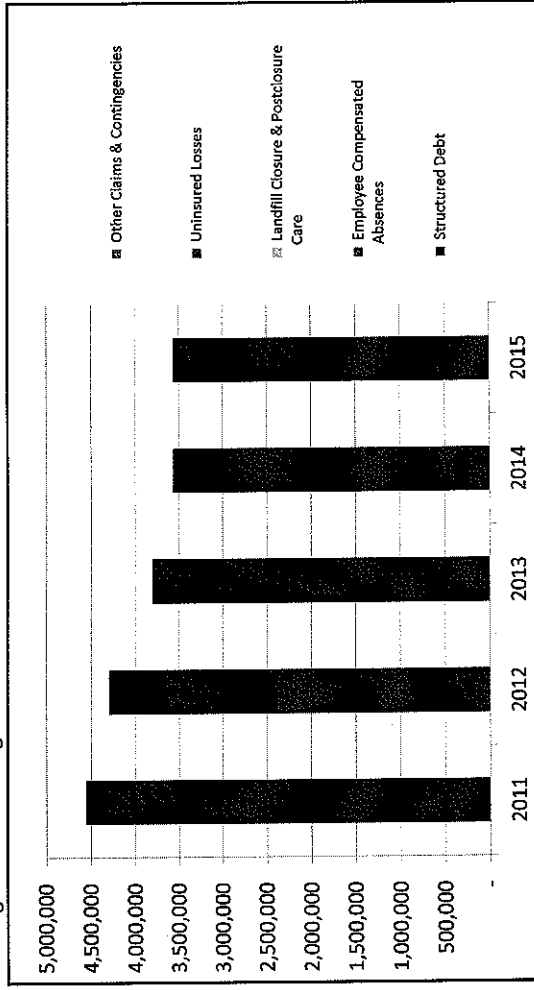
2. Retiree Health care funding status



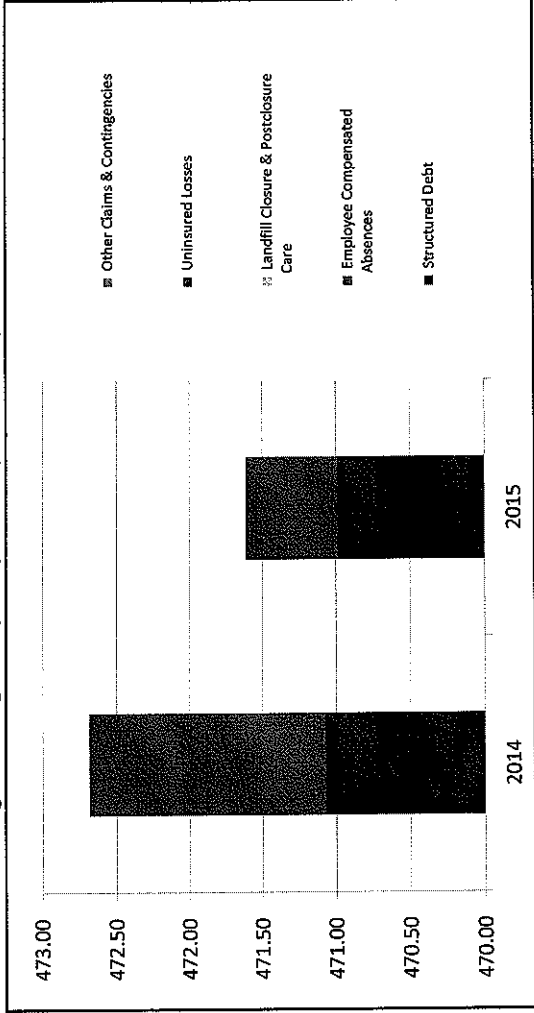
3. Percent funded - compared to the prior year



4. Long Term Debt obligations:



5. Debt & other long term obligations per capita - compared to the prior year



Commentary:

For more information on our unit's finances, contact Heather Lieburn at (906) 774-8530.